



جامعة قطر
QATAR UNIVERSITY

مكتب المواصلات

TRANSPORTATION OFFICE

خدمة من المنزل إلى الجامعة

HOME TO UNIVERSITY SERVICE

كتيب تفصيلي لشرح كيفية التسجيل في خدمة المواصلات من المنزل إلى الجامعة أو لإلغاء الخدمة (للطالبات فقط)

Manual for how to register in Transportation service Home to University or Cancellation (Female Students only)

http://mybanner.qu.edu.qa/PROD/twbkwbis.P_WWWLogin

The screenshot shows the top navigation bar with the Qatar University logo, 'Self Service Banner' logo, and the tagline 'Growing for Qatar's Future'. Below the navigation bar, there are tabs for 'Personal Information', 'Student Registrations and Records', and 'Student Services'. A search bar is present with a 'Go' button. The main menu is displayed, showing a welcome message for 'Rahma A. Osman' and a list of services: 'PERSONAL INFORMATION', 'STUDENT REGISTRATIONS AND RECORDS', and 'STUDENT SERVICES'. The 'STUDENT SERVICES' option is highlighted with a red box and labeled '2. Choose (STUDENT SERVICES)'. The release version 'RELEASE: 8.5.2' is shown at the bottom left.

The screenshot shows the login page with the same top navigation bar. The main content area contains instructions: 'Please enter your User Identification Number (User ID) and your Personal Identification Number (PIN). When finished, select Login. Please Note: The User ID is Case Sensitive'. There are input fields for 'QU ID:' and 'Password:'. A 'Login' button is present, along with a link 'Click Here for Help with Login?'. The release version 'RELEASE: 8.5.2' is shown at the bottom left. A red box on the right side contains the following text: '1. الدخول برقم القيد الجامعي والكلمة السرية من خلال الرابط أدناه: <https://mybanner.qu.edu.qa> 1. Open mybanner and put your ID & password.'





[Personal Information](#) | [Student Registrations and Records](#) | [Student Services](#)




Search

Transportation System

التقديم على خدمة المواصلات APPLY FOR BUS SERVICE
 التحقق من جدول الحافلة REVIEW BUS SCHEDULE

RELEASE: 8.5

4. اختيار (التقديم على خدمة المواصلات)
4. Choose (APPLY FOR BUS SERVICE)




[Personal Information](#) | [Student Registrations and Records](#) | [Student Services](#)

Search

Student Services

- STUDENT BOOKS
- TRANSPORTATION SERVICE خدمة المواصلات
- GPA CALCULATOR
- SCHOLARSHIP SYSTEM
- LOCKERS SERVICE
- FINANCIAL AID SERVICES
- FINANCIAL AID APPLICATION
- STUDENT EMPLOYMENT SERVICES

3. اختيار خدمة المواصلات (TRANSPORTATION SERVICE)
3. Choose (TRANSPORTATION SERVICE)

[Personal Information](#) | [Student Registrations and Records](#) | [Student Services](#)

Search [SITE MAP](#) [HELP](#) [EXIT](#)

Transportation Service

Area:

6. اختيار المنطقة السكنية
6. Select your Area

RELEASE: 8.4

[Personal Information](#) | [Student Registrations and Records](#) | [Student Services](#)

Search

select transportation term

Select a Term:

5. اختيار الفصل الدراسي
5. Select the Term

RELEASE: 8.4

إلغاء الخدمة (SERVICE CANCELLATION)

بتكرار الخطوات بالأعلى للتسجيل، سيتم توجيهك مباشرة إلى هذه الصفحة للإلغاء.

By following the above instructions, you will be direct to this cancellation page.

جامعة قطر
Self Service Banner
Growing for Qatar's Future

Personal Information Student Registrations and Records Student Services

Search Go SITE MAP HELP EXIT

Transportation Service

⚠ You are already Registered or on Waiting for this term.

Cancel Bus Application

Return to Previous
RELEASE: 8.4

ملاحظة: لن يتم إعفاء الطالب من الرسوم في حالة إلغائه للخدمة بعد اسبوع الحذف والإضافة.

NOTE: The student will not be exempt from fees in the case of cancellation of the service after the Add and Drop week.

Transportation Service

** When there will be no seat available then you can choose other trip time OR you can go for waiting list **
** If book button is disabled this means that there is no seat available in this trip **
** Waiting button is enabled only when there is no seat available in the trip **

Bus No.	Way	Day	Time	Book	Waiting List
342	Arrival	S	0700	<input type="button" value="Book"/>	<input type="button" value="Waiting List"/>
342	Arrival	S	1100	<input type="button" value="Book"/>	<input type="button" value="Waiting List"/>

Bus No.	Way	Day	Time	Book	Waiting List
342	Arrival	M	0700	<input type="button" value="Book"/>	<input type="button" value="Waiting List"/>
342	Arrival	M	1100	<input type="button" value="Book"/>	<input type="button" value="Waiting List"/>

Bus No.	Way	Day	Time	Book	Waiting List
342	Arrival	T	0700	<input type="button" value="Book"/>	<input type="button" value="Waiting List"/>
342	Arrival	T	1100	<input type="button" value="Book"/>	<input type="button" value="Waiting List"/>

NOTE :

* Fill the blank spaces based on (My Address Plate) which is approved by the Ministry of Municipality & Urban Planning
* إملأ الخانات الفارغة بناء على (لوحة عنواني) المعتمدة من وزارة البلدية والتخطيط العمراني

رقم اللوحة السكنية الخاص بي
Ministry of Municipality & Urban Planning

رقم المبنى
14

رقم الشارع
45

رقم المنطقة
200

- * Enter your Building No :
- * Enter your Street No :
- * Enter your Zone No :

7. اختيار أوقات وأيام الرحلات، ووضع رقم المنزل، الطريق، والمنطقة

7. Select your time and day of the trips, put your house no., street no. and zone no.

Policies and Procedures, Click [Here](#)

I read and accept the terms of QU Transportation policies and procedures, including any additional guideline and future modification.